

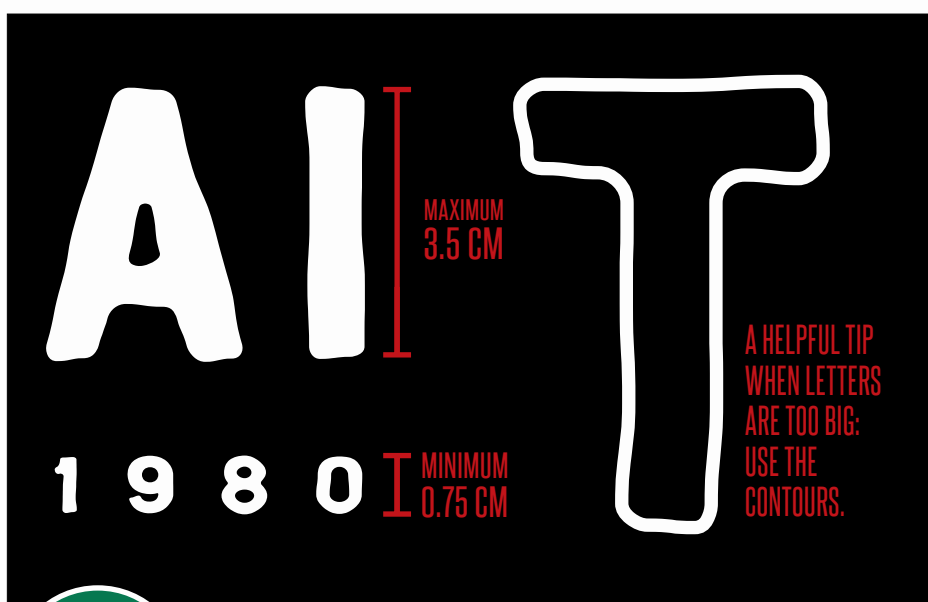
High density screen printing is distinguished by its relief and texture. Here are some tips for better results.



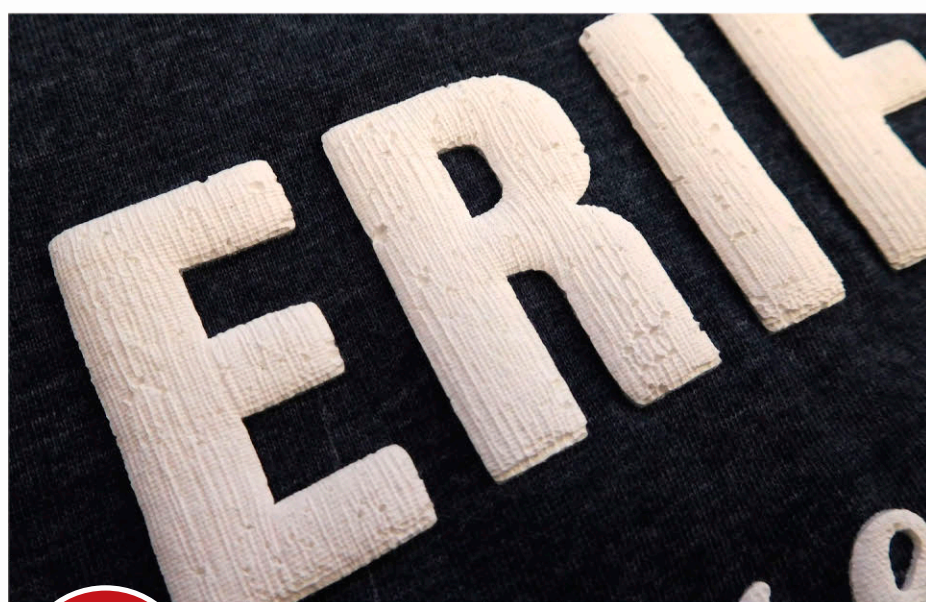
Choice of script typeface or with rounded edges.



Good choice of graphic elements: thin lines, rounded shapes, no mass, uneven typeface.



For optimal results, we recommend elements between 0.75 and 3.5 cm high. For typefaces over 3.5 cm, a good alternative is to use the contours to avoid creating an ink mass..




Avoid overly large, linear or refined typefaces and ink masses. HD screen printing is capricious and can show defects (holes, bubbles, lines, etc.).



## Surcharge

HD screen printing takes more attention and time to put into production than standard screen printing.

## PUFF, an alternative to HD screen printing



You want to create a look that stands out, without the constraints of HD screen printing and the applicable surcharge fee? PUFF screen printing is a good compromise: its relief will be less pronounced, but it is a very interesting technique to achieve fine contour lines. The only downside is that ink masses must be avoided.