




Many steps are required to produce a custom apparel order.
We have the ability to control the entire production process in our factory;




Help us be quick and efficient by providing the right information from the start!

1. Context

- 

· COMPANY INFORMATION? | Sector of activity, year of foundation, key messages, elements that can be used in design, website, social networks, etc.
- 

· IN WHAT CONTEXT WILL THESE CLOTHES BE OFFERED? | Gift, event, uniform, etc.
- 

· WHO IS THE TARGET CUSTOMER FOR THIS PROJECT? | Gender, age, demography, etc.

2. Project budget



Economical option.




Good value for money.



Budget doesn't matter, I'm looking for decoration that has impact!



3. Choose your apparel

A




Made in Canada is important to me and I am ready to pay more for this type of clothing. Offer me the ethica brand.


I value recycled and / or organic fibers and I am willing to pay more for this type of clothing. Offer me the ethica brand.



B




Origin of the garment or it's composition is not a concern for my project. I'm looking for a particular look. Offer me the Initial brand.



C

OTHER
KNOW
BRANDS

I need the lowest price.



4. Selection of styles, colors, etc.

Maximize the impact of your graphic design by specifying the styles and colors needed for your project.



5. Available sizes

It's important for us to know the required sizes from the start. This information allows us to create the optimal logo size and potentially avoid extra costs by adding sizes at the last minute.

* Surcharge applicable for XXL+.

Logo 12"
size S




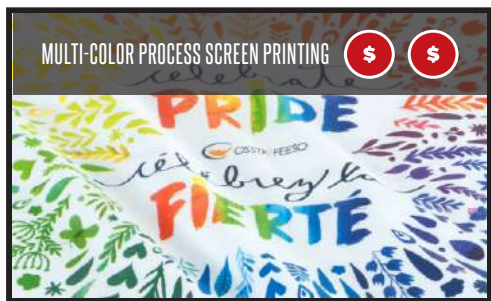
Logo 12"
size L



Logo 12"
size 3XL



6. Identify the desired look for this project



7. Logo standards

Do we have to respect logo standards?
Submit your instructions to us from the start.



8. Vectorized files and PMS colors

To achieve quality decoration, a quality vector logo is essential.
Don't forget to attach your .ai or .eps document to your graphic design request.

Some decoration techniques do not allow us to guarantee an exact PMS.
Provide your PMS colors so that we can guide you.
(Charges may apply.)



9. Revisions

Keep in mind that revisions increase delays and the risk of errors.
Make sure to provide all of your corrections in one submission and be as specific as possible.
(Charges may apply.)

Thank you! We now know enough to get to work!